

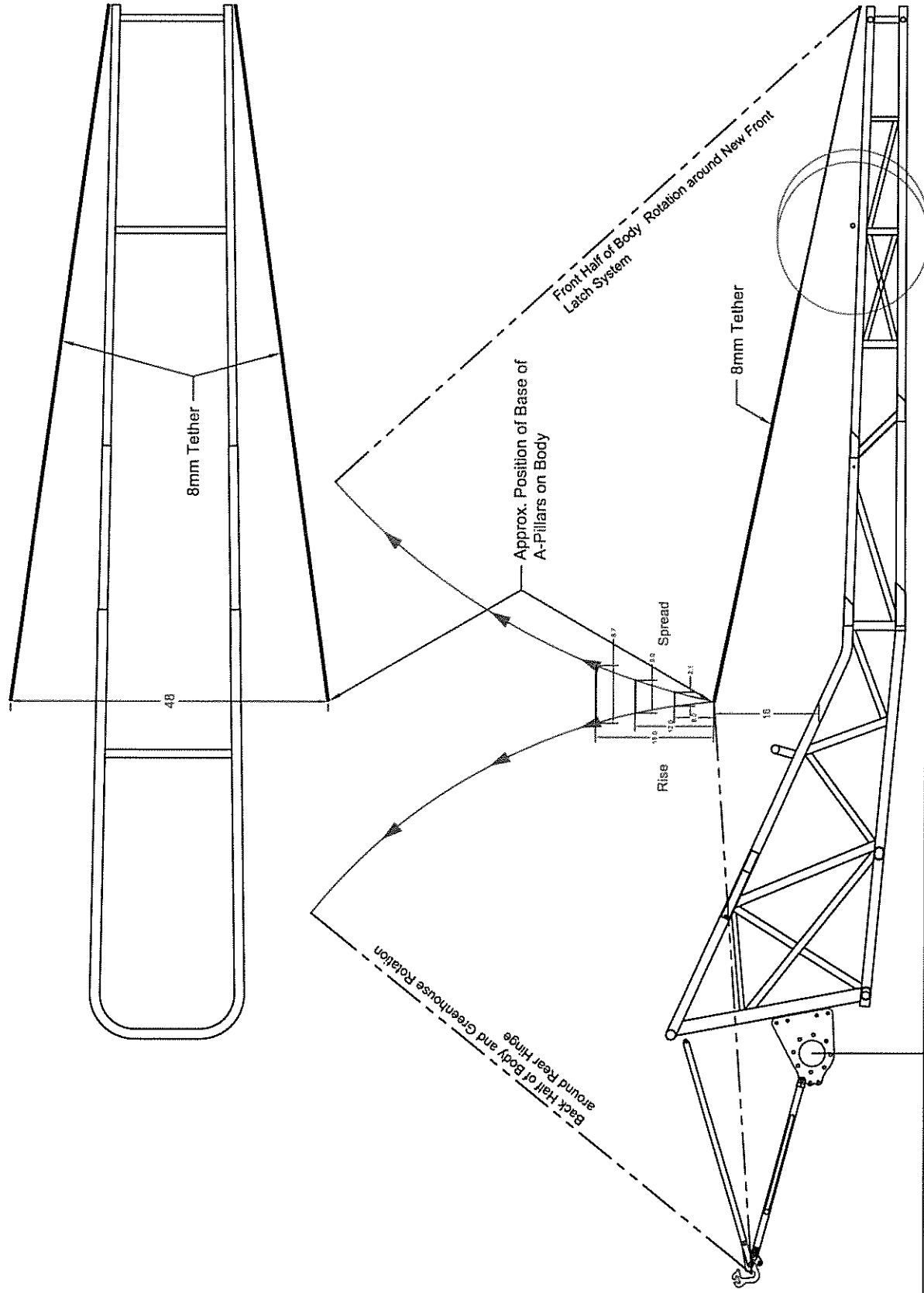


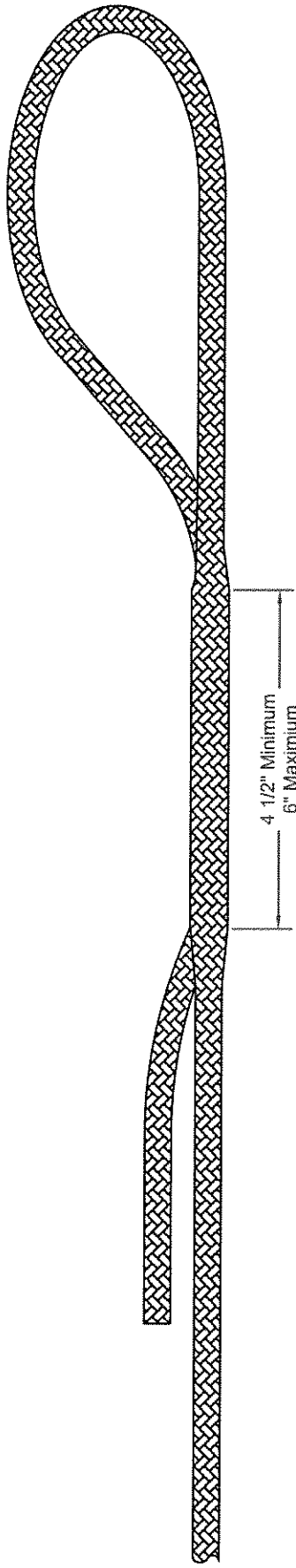
## NHRA CHAMPIONSHIP DRAG RACING

10267 East U.S. Hwy 136  
INDIANAPOLIS, IN 46234

### NHRA Funny Car Body Tether Requirements

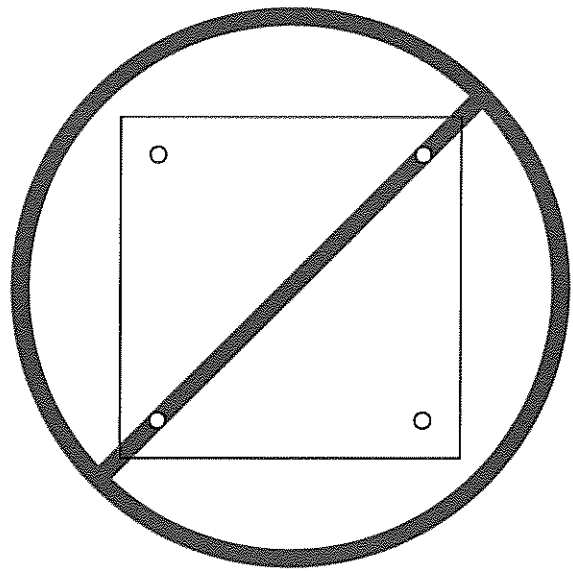
- Tether
  - Must use Amick Tether
    - Part Number: FC-1211-2
    - One tether per side
  - Loop-Through defined as the length where the tether is woven back through itself
    - Minimum Loop-Through: 4 ½"
    - Maximum Loop-Through: 6"
    - See reference drawing
  - Secondary device must prevent loosening due to vibration
  - Tether must be taut
    - Tether may be routed a minimal amount to avoid tires and/or other components
- Firewall Mount
  - Inner Mounting Pads
    - Minimum: 3 per side
      - One each at side of body, top of body, and firewall
    - 3" Minimum Diameter
      - May be square or round
    - Minimum 1/16" Thickness-Steel/Ti
    - Minimum 4 - 10-32 Steel Bolts/Nuts
  - Outer Doublers
    - Minimum: .090" Carbon
    - 3/8" larger than inner pad around perimeter
    - Single piece
    - Minimum 1/2" Corner Radius
      - Must be scalloped (see drawing)
  - Aluminum Firewall Doublers
    - Minimum: .050" Aluminum or .090" Carbon
    - 3/8" larger than inner pad
    - Must be bonded to firewall
    - Minimum 1/2" Corner Radius
      - Must be scalloped (see drawing)
  - Tubing
    - Minimum Size: .500" x .049"
- Tether Mounting Points
  - May not be mounted through flat plate
  - Tear-out around mounting hole must be 1.5 times hole diameter



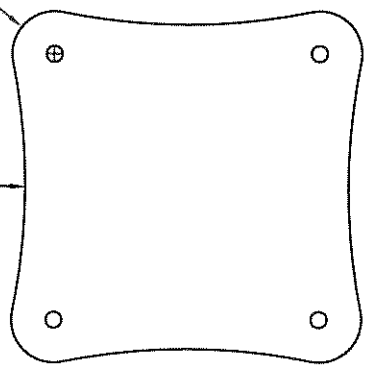


4 1/2" Minimum  
6" Maximum


Splice Length of Tether Adjustable End



Scalloped between radius's  
DO NOT Make this a straight Line  
R0.5 Min.



06/11/2013





06/11/2013

